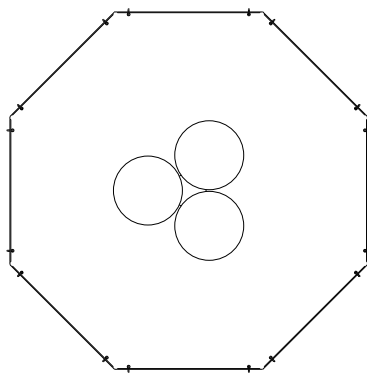





SOZOU



415mm



290mm

As specified

Product	Heavy Hat
Lamp type	240V G9
Supplied lamp	3W 3000K dimmable LED x3
Drop length	As specified
Weight	8.5kg
Ceiling mount	Recessed
Finishes	Brass and plated finishes (Pictured in Aged Nickel).

Brass finishes



Dark Bronzed Brass



Bronzed Brass

Plated finishes



Chrome



Brushed Nickel

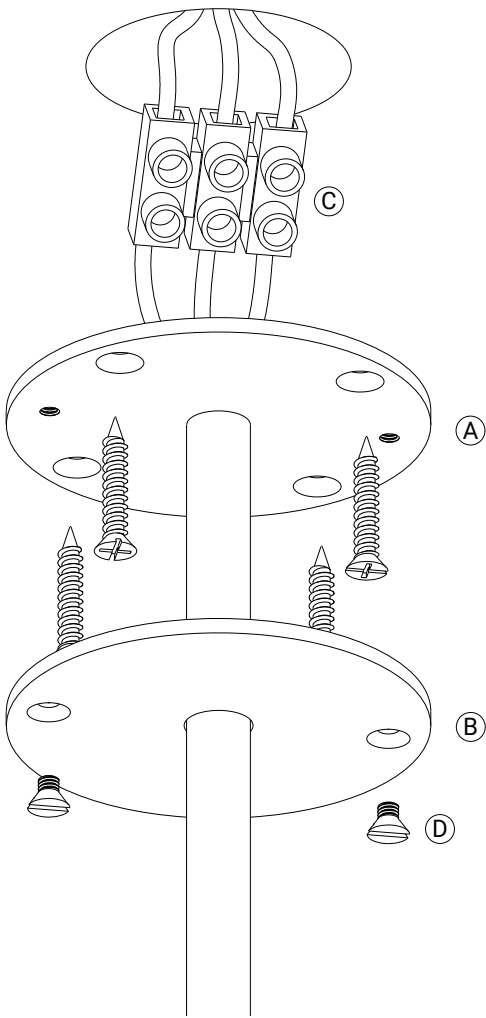


Aged Nickel

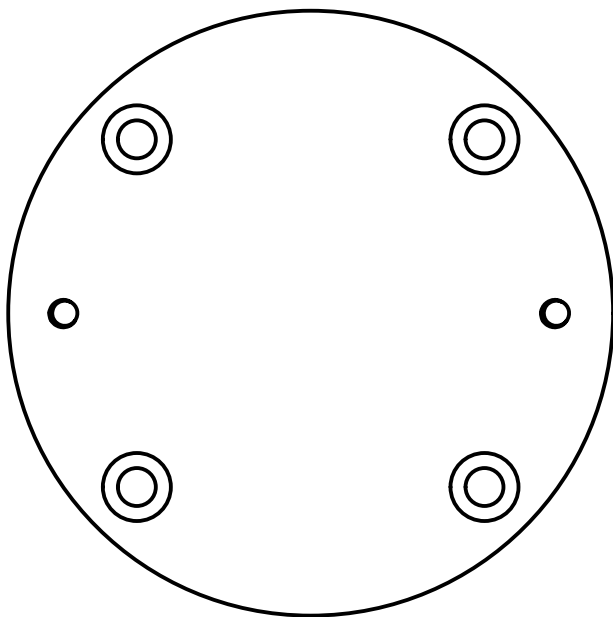
*Each hand finished surfaces are unique and variations may occur.

Installation - recessed ceiling mount

1. Make sure to turn off the main power before installation.
2. Drill \varnothing 35 - 50mm hole to the ceiling to allow the terminal block (C) to fit through.
3. Connect live wires to the fitting (A) using the terminal block (C) supplied.
4. Place wiring into the ceiling, and attach the fitting (A) to the ceiling by appropriate screws (not included).
5. Carefully slide up the cover plate (B), then secure it with the ceiling mount screws (D).



Caution: Installation must be performed by certified electrician.

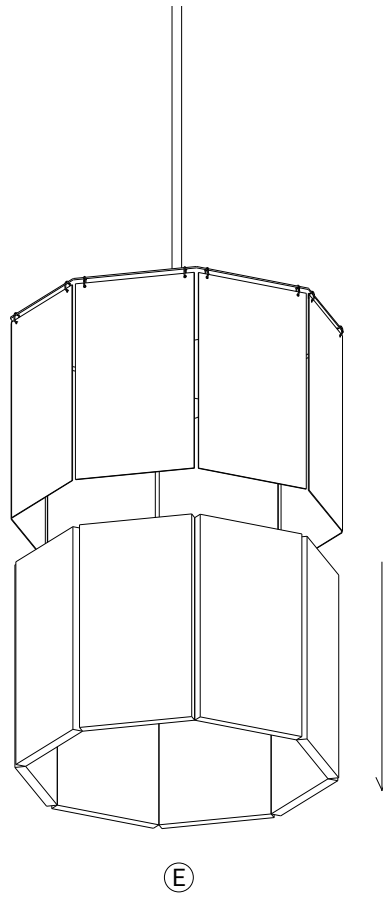


74mm



3mm

\varnothing 100mm



Installation 2 - Lamp

1. Remove the cardboard (E) from the fitting.
2. Insert the supplied bi-pin lamp to the lampholders.
3. Screw in the opal glass bulbs to the lampholders.
4. Clean the fitting with soft cloth.
5. Turn on the main power.

Caution: Installation must be performed by certified electrician.